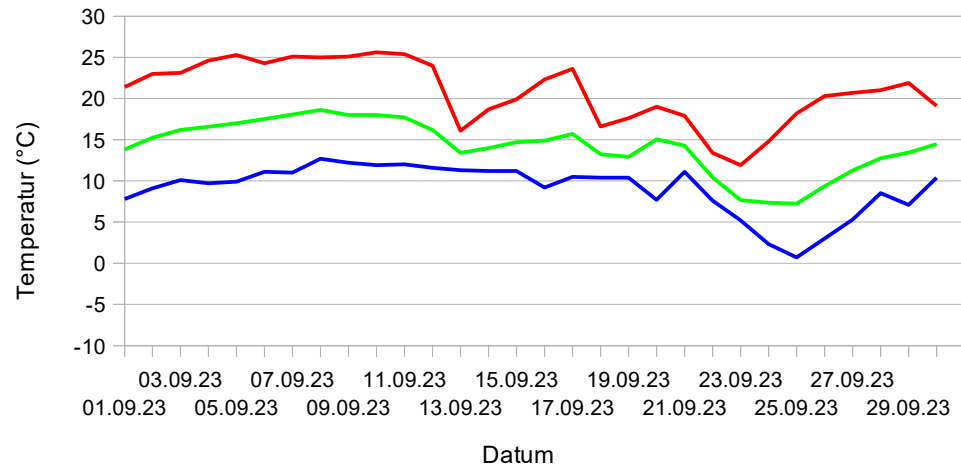


Wetterstation Kandersteg (Schweiz), 1172 m.ü.M.

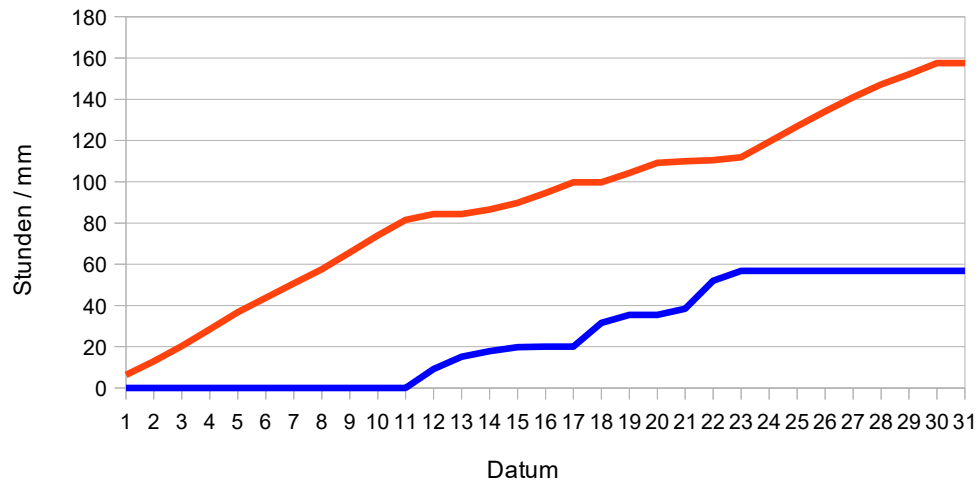
	Niederschlag (mm)	Sonnenschein (Std.)	Temperatur Min.	Temperatur Mittel	Temperatur Max.	Sonne Summe	Niederschlag Summe
01.09.23	0	6.33	7.8	13.82	21.4	6.33	0
02.09.23	0	6.58	9.1	15.26	23	12.91	0
03.09.23	0	7.42	10.1	16.17	23.1	20.33	0
04.09.23	0	8.17	9.7	16.59	24.6	28.5	0
05.09.23	0	8.17	9.9	16.99	25.3	36.67	0
06.09.23	0	7	11.1	17.53	24.3	43.67	0
07.09.23	0	7.08	11	18.05	25.1	50.75	0
08.09.23	0	6.83	12.7	18.61	25	57.58	0
09.09.23	0	8.17	12.2	18	25.1	65.75	0
10.09.23	0	8.25	11.9	18	25.6	74	0
11.09.23	0	7.58	12	17.7	25.4	81.58	0
12.09.23	9.2	2.83	11.6	16.2	24	84.41	9.2
13.09.23	6	0	11.3	13.4	16.1	84.41	15.2
14.09.23	2.6	2.17	11.2	14	18.7	86.58	17.8
15.09.23	2	3.17	11.2	14.7	19.9	89.75	19.8
16.09.23	0.2	4.75	9.2	14.9	22.3	94.5	20
17.09.23	0	5.25	10.5	15.71	23.6	99.75	20
18.09.23	11.6	0	10.4	13.24	16.6	99.75	31.6
19.09.23	3.8	4.58	10.4	12.92	17.6	104.33	35.4
20.09.23	0	4.83	7.7	15.05	19	109.16	35.4
21.09.23	3	0.75	11.1	14.26	17.9	109.91	38.4
22.09.23	13.6	0.5	7.6	10.43	13.4	110.41	52
23.09.23	4.8	1.42	5.2	7.66	11.9	111.83	56.8
24.09.23	0	7.58	2.3	7.33	14.8	119.41	56.8
25.09.23	0	7.42	0.7	7.26	18.2	126.83	56.8
26.09.23	0	7.33	3	9.35	20.3	134.16	56.8
27.09.23	0	6.83	5.3	11.25	20.7	140.99	56.8
28.09.23	0	6.25	8.5	12.75	21	147.24	56.8
29.09.23	0	4.92	7.1	13.44	21.9	152.16	56.8
30.09.23	0	5.33	10.4	14.46	19.1	157.49	56.8
						157.49	56.8

	Tmin Mittel	Monatsmittel	Tmax Mittel
		9.07	14.17
			20.83
kalte Tage <10	0	Sommertage >25	5
		Warme Tage (Max >20)	18

Wetterstation Kandersteg (Schweiz), 1172 m.ü.M.

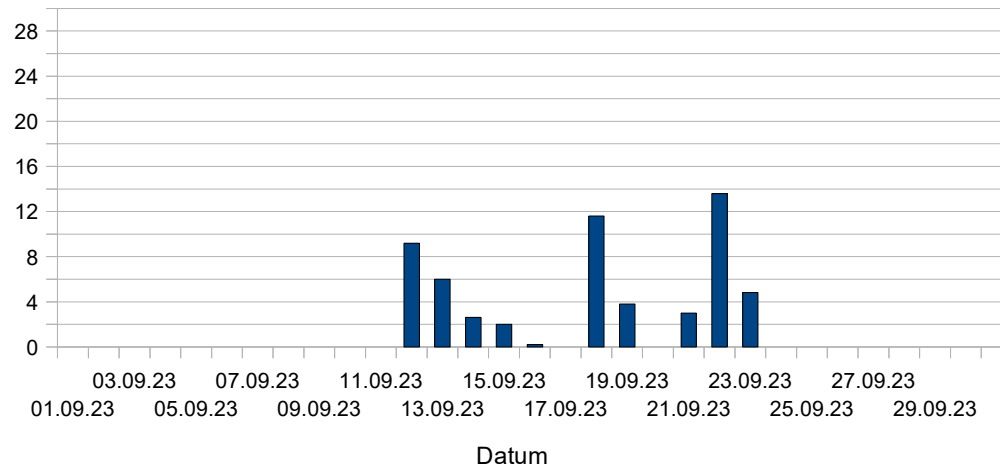


Temperatur

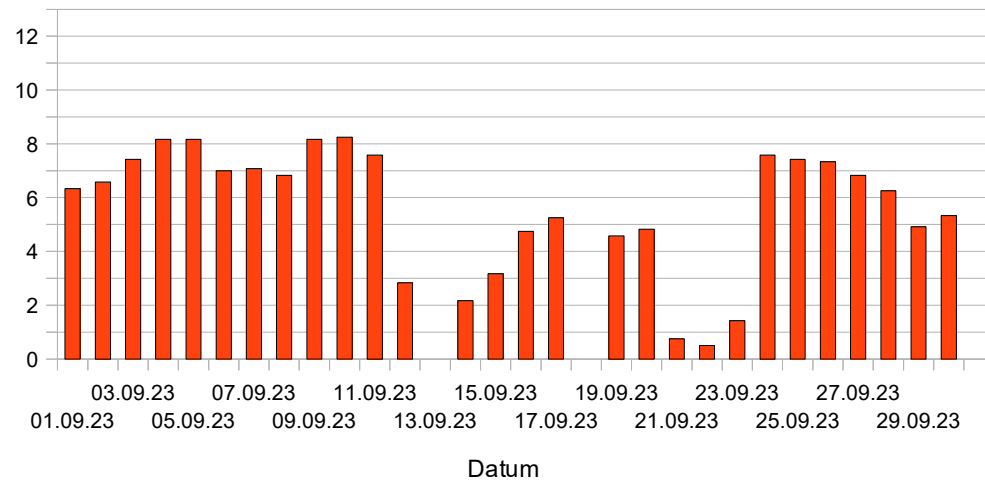


Sonnenschein / Niederschlag Summe

Wetterstation Kandersteg (Schweiz), 1172 m.ü.M.



Niederschlag
täglich



Sonne
täglich