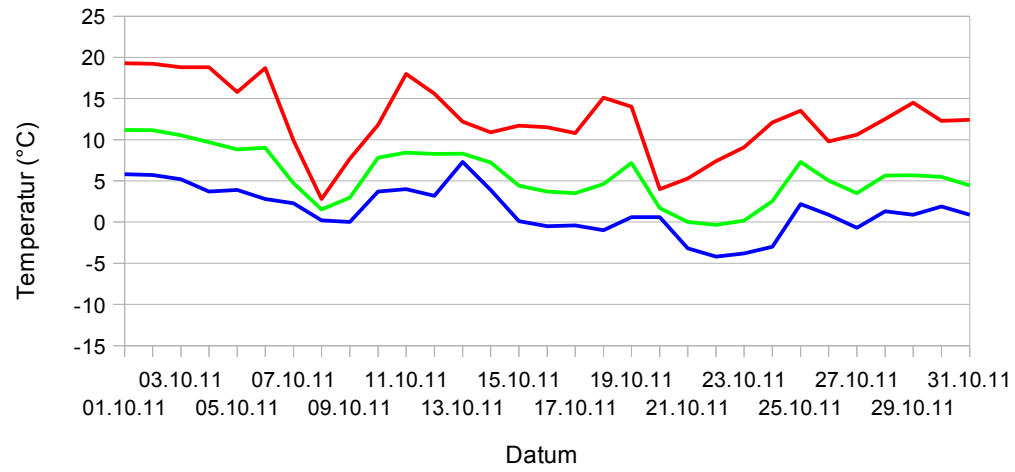


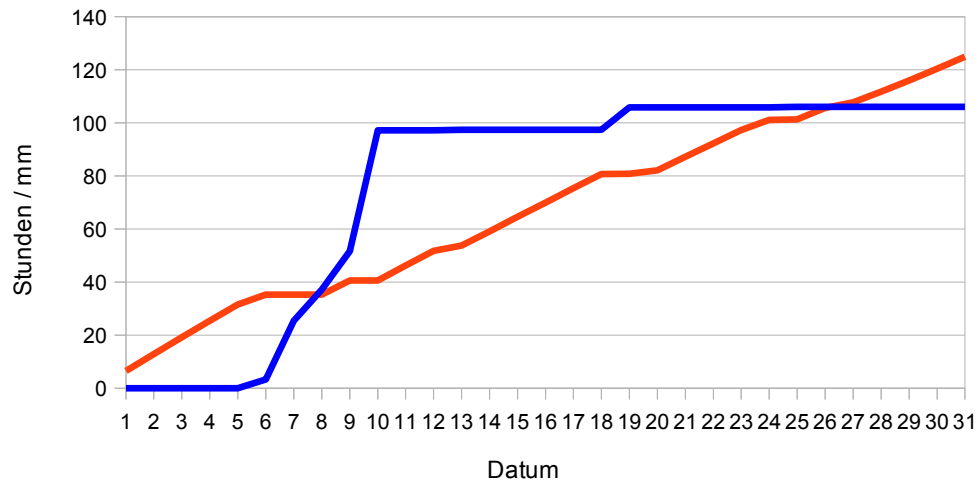
Wetterstation Kandersteg (Schweiz), 1172 m.ü.M.

	Niederschlag (mm)	Sonnenschein (Std.)	Temperatur Min.	Temperatur Mittel	Temperatur Max.	Sonne Summe	Niederschlag Summe
01.10.11	0	6.45	5.8	11.19	19.3	6.45	0
02.10.11	0	6.38	5.7	11.16	19.2	12.83	0
03.10.11	0	6.32	5.2	10.53	18.8	19.15	0
04.10.11	0	6.23	3.7	9.69	18.8	25.38	0
05.10.11	0	6.12	3.9	8.81	15.8	31.5	0
06.10.11	3.2	3.72	2.8	9.02	18.7	35.22	3.2
07.10.11	22.2	0.07	2.3	4.71	9.9	35.29	25.4
08.10.11	11.8	0	0.2	1.55	2.8	35.29	37.2
09.10.11	14.4	5.22	0	2.95	7.7	40.51	51.6
10.10.11	45.6	0.02	3.7	7.82	11.8	40.53	97.2
11.10.11	0	5.63	4	8.43	18	46.16	97.2
12.10.11	0	5.57	3.2	8.27	15.6	51.73	97.2
13.10.11	0.2	2	7.3	8.32	12.2	53.73	97.4
14.10.11	0	5.33	3.9	7.24	10.9	59.06	97.4
15.10.11	0	5.5	0.1	4.42	11.7	64.56	97.4
16.10.11	0	5.42	-0.5	3.71	11.5	69.98	97.4
17.10.11	0	5.42	-0.4	3.52	10.8	75.4	97.4
18.10.11	0	5.33	-1	4.6	15.1	80.73	97.4
19.10.11	8.4	0.08	0.6	7.16	14	80.81	105.8
20.10.11	0	1.33	0.6	1.71	4	82.14	105.8
21.10.11	0	5.08	-3.2	0.03	5.3	87.22	105.8
22.10.11	0	5.08	-4.2	-0.36	7.4	92.3	105.8
23.10.11	0	5	-3.8	0.19	9.1	97.3	105.8
24.10.11	0	3.83	-3	2.55	12.1	101.13	105.8
25.10.11	0.2	0.17	2.2	7.3	13.5	101.3	106
26.10.11	0	4.33	0.9	5.03	9.8	105.63	106
27.10.11	0	2.08	-0.7	3.51	10.6	107.71	106
28.10.11	0	4.08	1.3	5.64	12.5	111.79	106
29.10.11	0	4.17	0.9	5.68	14.5	115.96	106
30.10.11	0	4.5	1.9	5.5	12.3	120.46	106
31.10.11	0	4.5	0.9	4.45	12.4	124.96	106
		Tmin Mittel	Monatsmittel	Tmax Mittel			
			1.43	5.62	12.45		
kalte Tage <10		Frost (Min <0)		Warme Tage (Max >20)			

Wetterstation Kandersteg (Schweiz), 1172 m.ü.M.

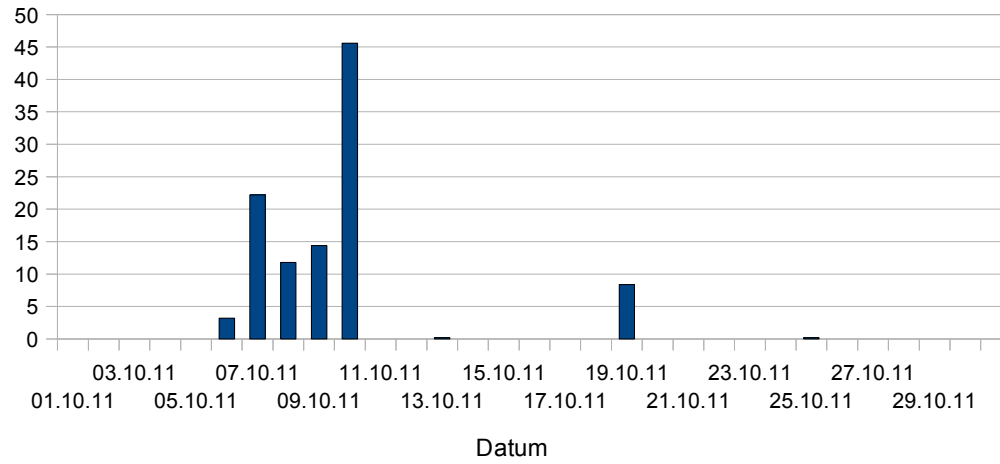


Temperatur

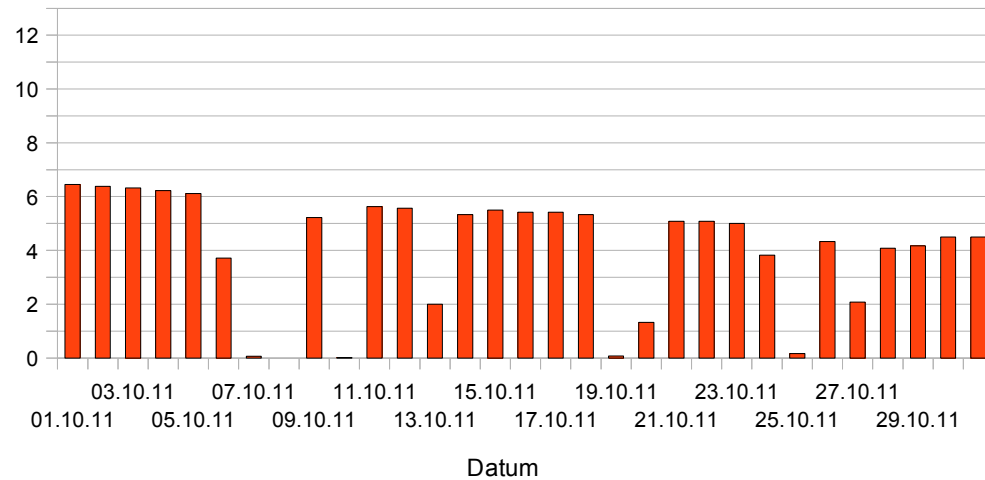


Sonnenschein / Niederschlag Summe

Wetterstation Kandersteg (Schweiz), 1172 m.ü.M.



■ Niederschlag (mm)
Niederschlag
täglich



■ Sonnenschein (Std.)
Sonne
täglich