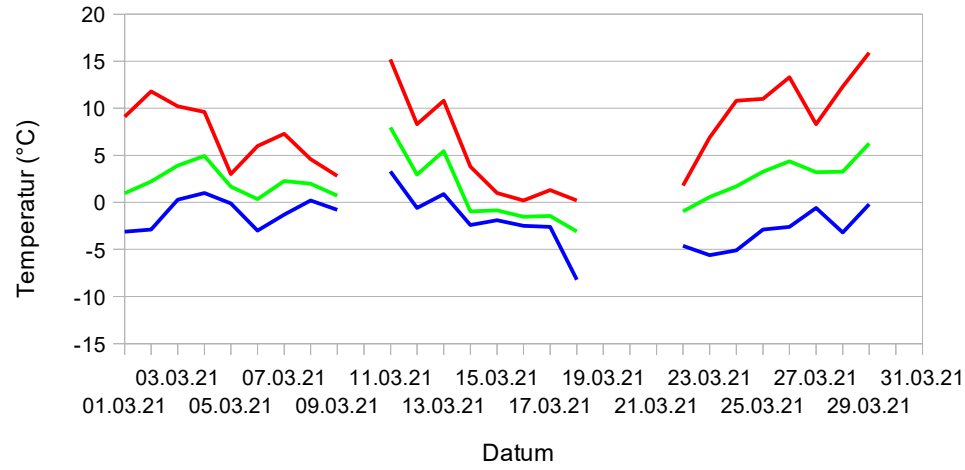


Wetterstation Kandersteg (Schweiz), 1172 m.ü.M.

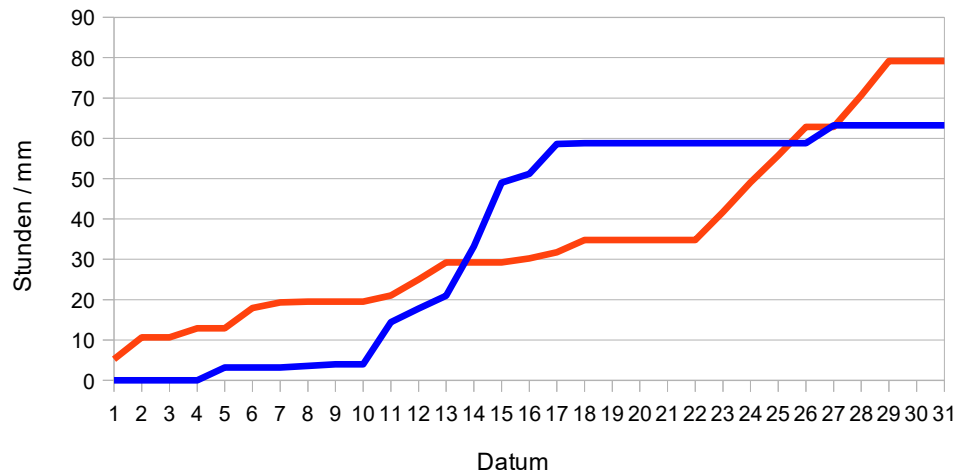
	Niederschlag (mm)	Sonnenschein (Std.)	Temperatur Min.	Temperatur Mittel	Temperatur Max.	Sonne	Summe	Niederschlag	Summe
01.03.21	0	5.25	-3.1	0.96	9.1		5.25	0	0
02.03.21	0	5.42	-2.9	2.22	11.8		10.67	0	0
03.03.21	0	0	0.3	3.91	10.2		10.67	0	0
04.03.21	0	2.25	1	4.94	9.6		12.92	0	0
05.03.21	3.2	0	-0.1	1.67	3		12.92	3.2	3.2
06.03.21	0	5	-3	0.36	6		17.92	3.2	3.2
07.03.21	0	1.42	-1.3	2.26	7.3		19.34	3.2	3.2
08.03.21	0.4	0.17	0.2	2.01	4.6		19.51	3.6	3.6
09.03.21	0.4	0	-0.8	0.73	2.8		19.51	4	4
10.03.21	0						19.51	4	4
11.03.21	10.4	1.5	3.3	7.98	15.2		21.01	14.4	14.4
12.03.21	3.4	4	-0.6	2.95	8.3		25.01	17.8	17.8
13.03.21	3.2	4.25	0.9	5.44	10.8		29.26	21	21
14.03.21	12.2	0	-2.4	-0.95	3.8		29.26	33.2	33.2
15.03.21	15.8	0	-1.9	-0.84	1		29.26	49	49
16.03.21	2.2	1	-2.5	-1.52	0.2		30.26	51.2	51.2
17.03.21	7.4	1.5	-2.6	-1.42	1.3		31.76	58.6	58.6
18.03.21	0.2	3	-8.2	-3.09	0.2		34.76	58.8	58.8
19.03.21	0						34.76	58.8	58.8
20.03.21	0						34.76	58.8	58.8
21.03.21	0						34.76	58.8	58.8
22.03.21	0	0	-4.6	-0.96	1.8		34.76	58.8	58.8
23.03.21	0	7	-5.6	0.57	6.9		41.76	58.8	58.8
24.03.21	0	7.33	-5.1	1.72	10.8		49.09	58.8	58.8
25.03.21	0	6.67	-2.9	3.26	11		55.76	58.8	58.8
26.03.21	0	7.08	-2.6	4.36	13.3		62.84	58.8	58.8
27.03.21	4.4	0	-0.6	3.2	8.3		62.84	63.2	63.2
28.03.21	0	7.83	-3.2	3.26	12.3		70.67	63.2	63.2
29.03.21	0	8.5	-0.2	6.26	15.9		79.17	63.2	63.2
30.03.21	0						79.17	63.2	63.2
31.03.21	0						<b>79.17</b>	<b>63.2</b>	<b>63.2</b>

	Tmin Mittel	Monatsmittel	Tmax Mittel
	-1.94	1.97	7.42
kalte Tage <10	21	Frost (Min <0)	19
		Eistage (Max <0)	1

Wetterstation Kandersteg (Schweiz), 1172 m.ü.M.

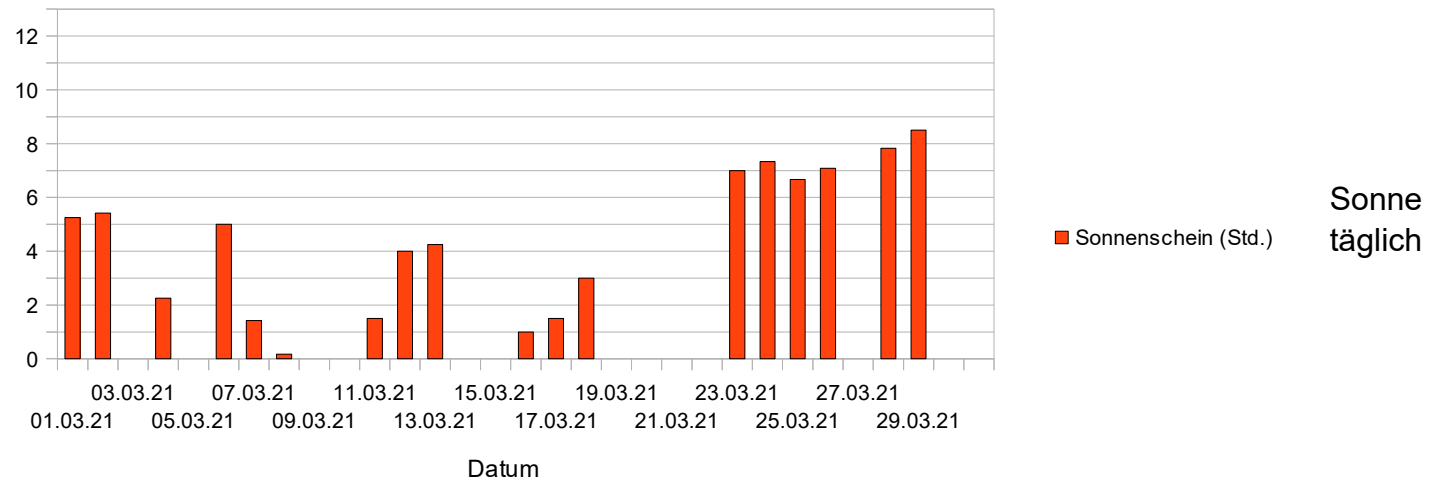
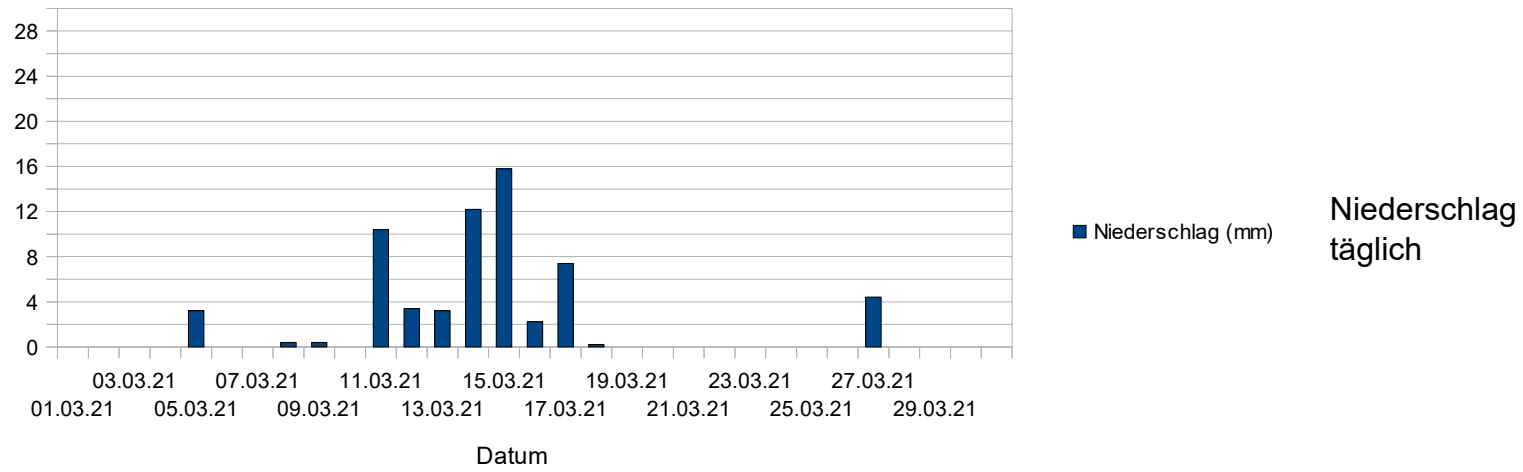


Temperatur



Sonnenschein / Niederschlag Summe

Wetterstation Kandersteg (Schweiz), 1172 m.ü.M.



3.4, 1.4

0.4

Wetterstation Kandersteg (Schweiz), 1172 m.ü.M.

Wetterstation Kandersteg (Schweiz), 1172 m.ü.M.