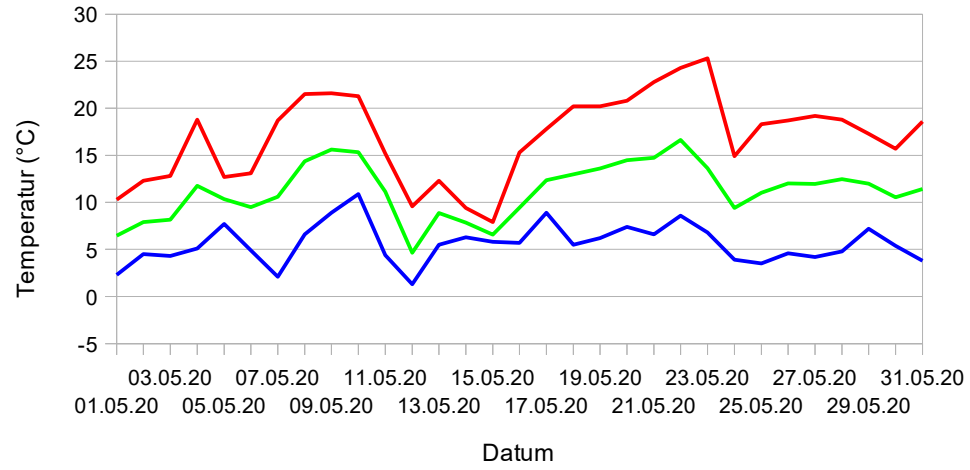


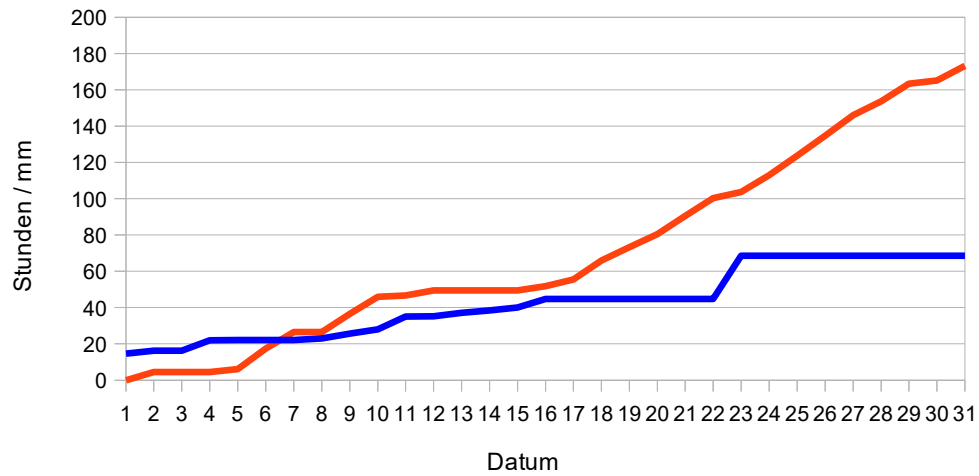
Wetterstation Kandersteg (Schweiz), 1172 m.ü.M.

	Niederschlag (mm)	Sonnenschein (Std.)	Temperatur Min.	Temperatur Mittel	Temperatur Max.	Sonne Summe	Niederschlag Summe
01.05.20	0.8	0	2.3	6.45	10.3	0	14.6
02.05.20	14.6	0	4.5	7.93	12.3	4.58	16.2
03.05.20	1.6	4.58	4.3	8.16	12.8	4.58	16.2
04.05.20	0	11.08	5.1	11.76	18.8	4.58	22
05.05.20	5.8	0	7.7	10.35	12.7	6.16	22.2
06.05.20	0.2	1.58	4.9	9.49	13.1	17.41	22.2
07.05.20	0	<b>11.25</b>	2.1	10.61	18.7	26.49	22.2
08.05.20	0	9.08	6.6	14.38	21.5	26.49	23
09.05.20	2.6	10	8.9	15.61	21.6	36.49	25.6
10.05.20	2.4	9.5	<b>10.9</b>	15.34	21.3	45.99	28
11.05.20	7	0.67	4.4	11.15	15.2	46.66	35
12.05.20	0.2	2.83	<b>1.3</b>	<b>4.65</b>	9.6	49.49	35.2
13.05.20	2	0	5.5	8.88	12.3	49.49	37.2
14.05.20	1.2	0	6.3	7.85	9.4	49.49	38.4
15.05.20	1.6	0	5.8	6.56	<b>7.9</b>	49.49	40
16.05.20	4.8	2.25	5.7	9.45	15.3	51.74	44.8
17.05.20	0	3.83	8.9	12.37	17.8	55.57	44.8
18.05.20	0	10.33	5.5	12.98	20.2	65.9	44.8
19.05.20	0	7.33	6.2	13.62	20.2	73.23	44.8
20.05.20	0	7.33	7.4	14.48	20.8	80.56	44.8
21.05.20	0	10	6.6	14.75	22.8	90.56	44.8
22.05.20	0	9.83	8.6	<b>16.63</b>	24.3	100.39	44.8
23.05.20	<b>23.8</b>	3.33	6.8	13.64	<b>25.3</b>	103.72	68.6
24.05.20	0	9.33	3.9	9.42	14.9	113.05	68.6
25.05.20	0	10.75	3.5	11.04	18.3	123.8	68.6
26.05.20	0	11	4.6	12.02	18.7	134.8	68.6
27.05.20	0	<b>11.25</b>	4.2	11.96	19.2	146.05	68.6
28.05.20	0	7.67	4.8	12.49	18.8	153.72	68.6
29.05.20	0	9.67	7.2	12	17.3	163.39	68.6
30.05.20	0	1.83	5.4	10.55	15.7	165.22	68.6
31.05.20	0	8.08	3.8	11.42	18.6	<b>173.3</b>	<b>68.6</b>
			<b>Tmin Mittel</b>	<b>Monatsmittel</b>	<b>Tmax Mittel</b>		
Sommertage (Max >25)	1		<b>5.6</b>	<b>11.23</b>	<b>16.96</b>		
kalte Tage <10	3		Frost (Min <0)	0	Warme Tage (Max >20)	9	

# Wetterstation Kandersteg (Schweiz), 1172 m.ü.M.

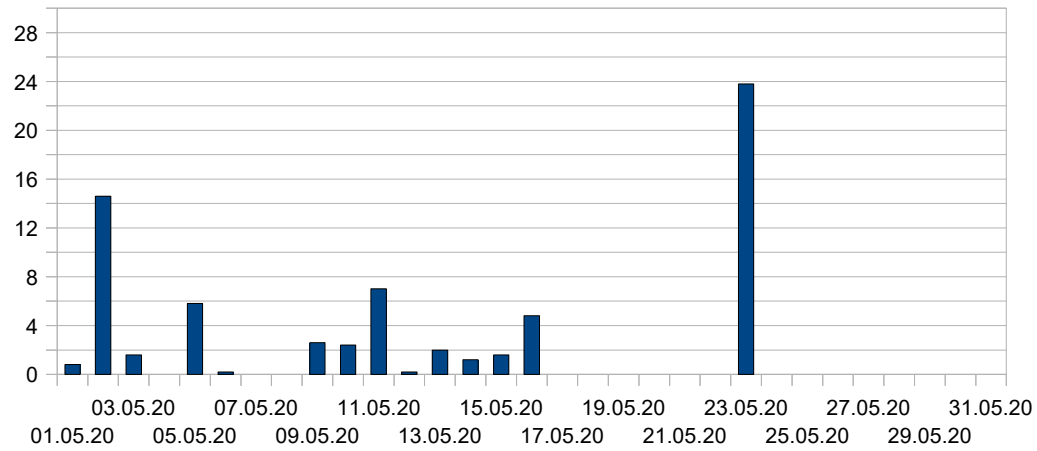


Temperatur



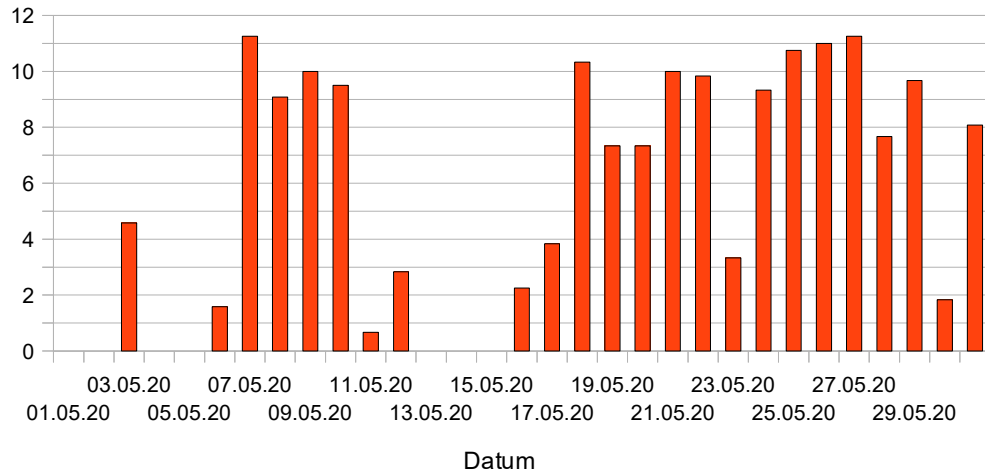
Sonnenschein / Niederschlag Summe

Wetterstation Kandersteg (Schweiz), 1172 m.ü.M.



■ Niederschlag (mm)

Niederschlag  
täglich



■ Sonnenschein (Std.)

Sonne  
täglich