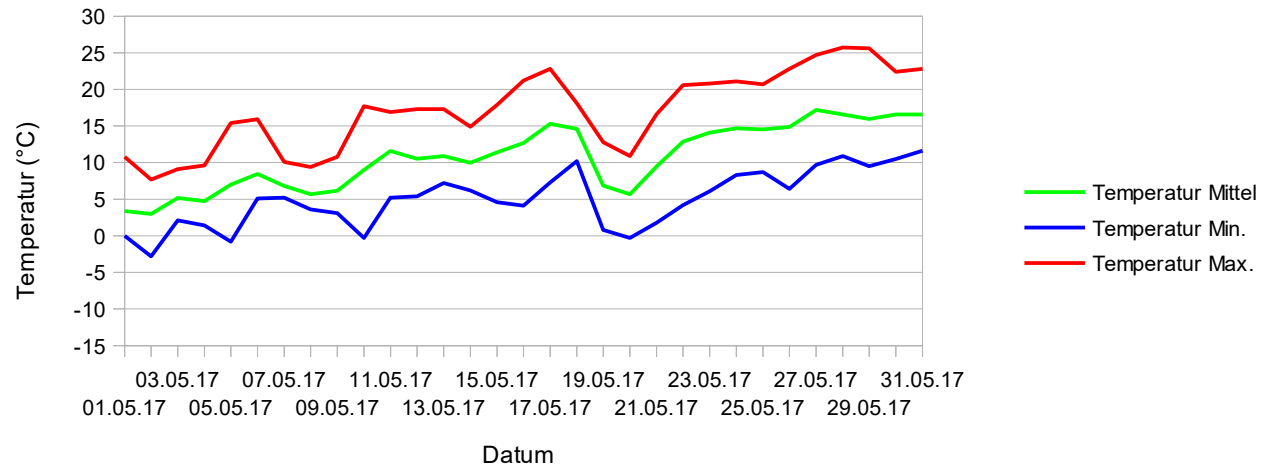


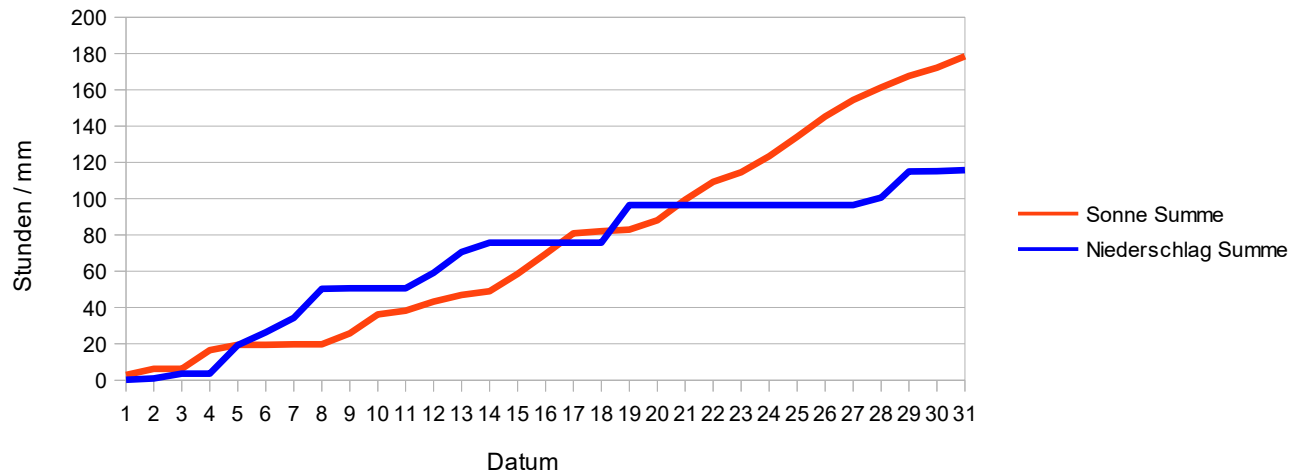
Wetterstation Kandersteg (Schweiz), 1172 m.ü.M.

	Niederschlag (mm)	Sonnenschein (Std.)	Temperatur Min.	Temperatur Mittel	Temperatur Max.	Sonne Summe	Niederschlag Summe
01.05.17	16	0.02	0	3.38	10.8	2.83	0.2
02.05.17	0.2	2.83	-2.8	2.99	7.7	6.2	1
03.05.17	0.8	3.37	2.1	5.17	9.1	6.2	3.6
04.05.17	2.6	2.18	1.4	4.74	9.6	16.47	3.6
05.05.17	0	10.27	-0.8	6.98	15.4	19.44	19.4
06.05.17	15.8	2.97	5.1	8.45	15.9	19.44	26.4
07.05.17	7	0	5.2	6.8	10.1	19.81	34.4
08.05.17	8	0.37	3.6	5.7	9.4	19.83	50.4
09.05.17	0.2	6	3.1	6.16	10.8	25.83	50.6
10.05.17	0	10.43	-0.3	8.99	17.7	36.26	50.6
11.05.17	0	2	5.2	11.58	16.9	38.26	50.6
12.05.17	8.6	5	5.4	10.53	17.3	43.26	59.2
13.05.17	11.4	3.75	7.2	10.88	17.3	47.01	70.6
14.05.17	5.2	2	6.2	9.99	14.9	49.01	75.8
15.05.17	0	9.5	4.6	11.4	17.9	58.51	75.8
16.05.17	0	11.13	4.1	12.67	21.2	69.64	75.8
17.05.17	0	11.25	7.3	15.29	22.8	80.89	75.8
18.05.17	0	1.25	10.2	14.6	18.1	82.14	75.8
19.05.17	20.8	0.93	0.8	6.86	12.8	83.07	96.6
20.05.17	0	5	-0.3	5.7	10.9	88.07	96.6
21.05.17	0	11.33	1.8	9.49	16.6	99.4	96.6
22.05.17	0	9.83	4.2	12.84	20.6	109.23	96.6
23.05.17	0	5.3	6.1	14.09	20.8	114.53	96.6
24.05.17	0	8.83	8.3	14.67	21.1	123.36	96.6
25.05.17	0	10.75	8.7	14.52	20.7	134.11	96.6
26.05.17	0	11.25	6.4	14.85	22.8	145.36	96.6
27.05.17	0	9	9.7	17.2	24.7	154.36	96.6
28.05.17	4	7	10.9	16.58	25.7	161.36	100.6
29.05.17	14.4	6.33	9.5	15.94	25.6	167.69	115
30.05.17	0.2	4.45	10.5	16.56	22.4	172.14	115.2
31.05.17	0.6	6.42	11.6	16.57	22.8	178.56	115.8
		Tmin Mittel	Monatsmittel	Tmax Mittel			
Sommertage (Max >25)	2		5	10.72	17.11		
kalte Tage <10	4	Frost (Min <0)	4	Warme Tage (Max >20)	12		

Wetterstation Kandersteg (Schweiz), 1172 m.ü.M.



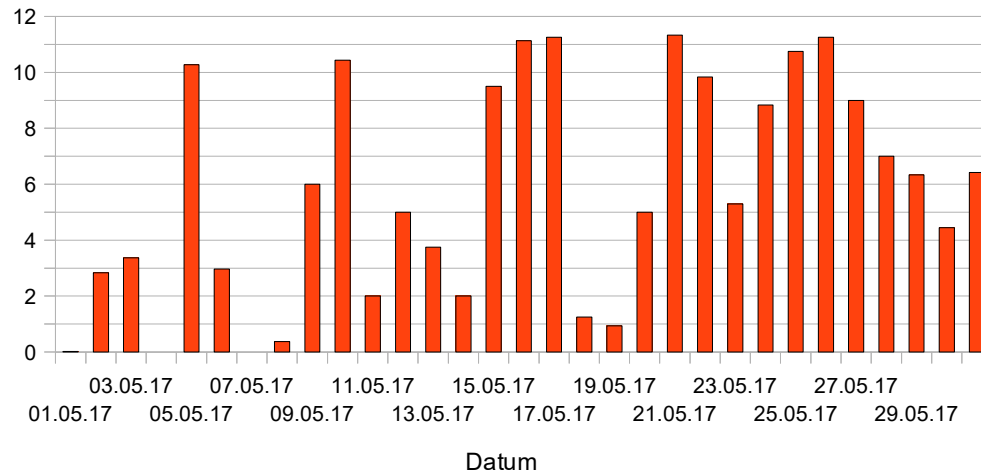

Temperatur



Sonnenschein / Niederschlag
Summe

Wetterstation Kandersteg (Schweiz), 1172 m.ü.M.

Niederschlag
täglich



■ Sonnenschein (Std.)

Sonne
täglich