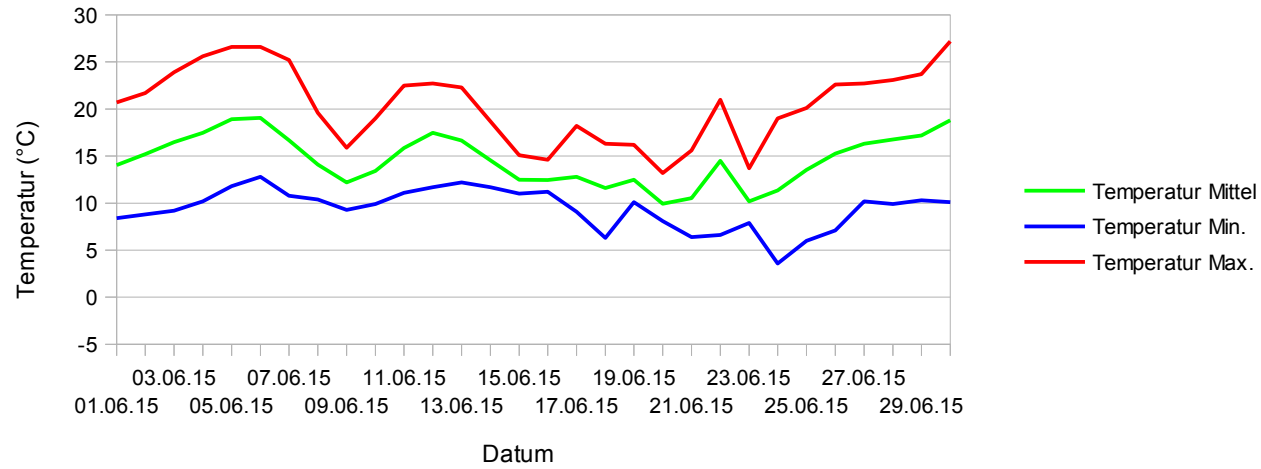


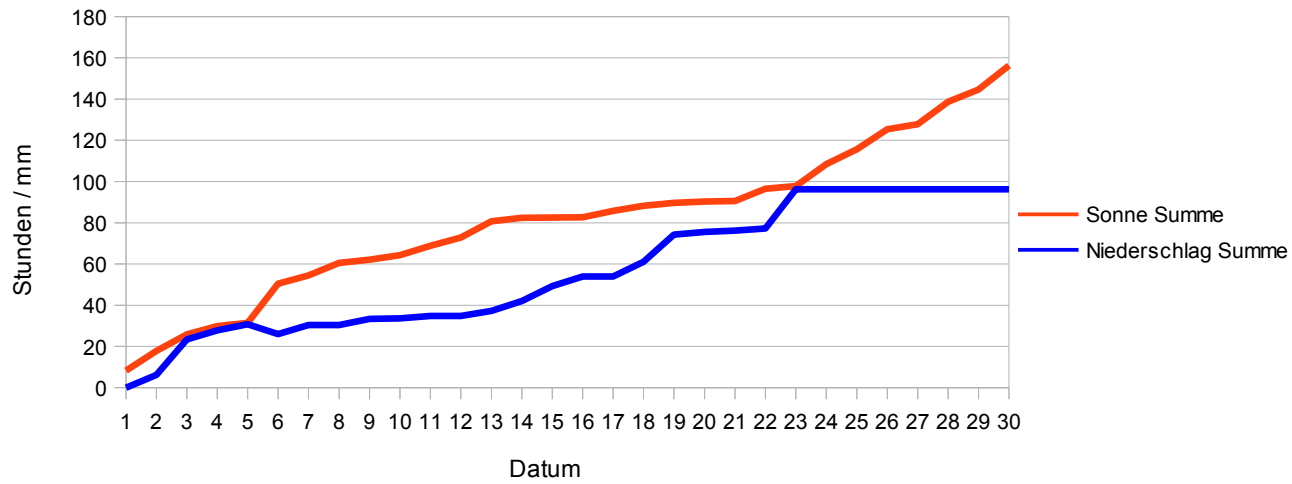
Wetterstation Kandersteg (Schweiz), 1172 m.ü.M.

	Niederschlag (mm)	Sonnenschein (Std.)	Temperatur Min.	Temperatur Mittel	Temperatur Max.	Sonne Summe	Niederschlag Summe
01.06.15	0	6.05	8.4	14.04	20.7	8.32	0
02.06.15	0	6.77	8.8	15.22	21.7	17.84	6.2
03.06.15	0.6	8.85	9.2	16.49	23.9	25.82	23.4
04.06.15	2	9	10.2	17.47	25.6	29.84	27.8
05.06.15	0	8.32	11.8	18.91	26.6	31.36	30.8
06.06.15	6.2	9.52	12.8	19.06	26.6	50.44	26
07.06.15	17.2	7.98	10.8	16.68	25.2	54.46	30.4
08.06.15	4.4	4.02	10.4	14.11	19.6	60.51	30.4
09.06.15	3	1.52	9.3	12.19	15.9	62.03	33.4
10.06.15	0.2	2.17	9.9	13.41	19	64.2	33.6
11.06.15	1.2	4.6	11.1	15.85	22.5	68.8	34.8
12.06.15	0	3.98	11.7	17.47	22.7	72.78	34.8
13.06.15	2.4	7.92	12.2	16.66	22.3	80.7	37.2
14.06.15	4.8	1.7	11.7	14.55	18.7	82.4	42
15.06.15	7.2	0.12	11	12.5	15.1	82.52	49.2
16.06.15	4.8	0.08	11.2	12.47	14.6	82.6	54
17.06.15	0	3.15	9.1	12.81	18.2	85.75	54
18.06.15	7	2.42	6.3	11.62	16.3	88.17	61
19.06.15	13.2	1.47	10.1	12.49	16.2	89.64	74.2
20.06.15	1.4	0.62	8.1	9.94	13.2	90.26	75.6
21.06.15	0.6	0.3	6.4	10.53	15.6	90.56	76.2
22.06.15	1	6	6.6	14.51	21	96.56	77.2
23.06.15	19	1.22	7.9	10.18	13.7	97.78	96.2
24.06.15	0	10.58	3.6	11.36	19	108.36	96.2
25.06.15	0	7.27	6	13.53	20.1	115.63	96.2
26.06.15	0	9.75	7.1	15.27	22.6	125.38	96.2
27.06.15	0	2.48	10.2	16.3	22.7	127.86	96.2
28.06.15	0	10.77	9.9	16.75	23.1	138.63	96.2
29.06.15	0	5.97	10.3	17.18	23.7	144.6	96.2
30.06.15	0	11.67	10.1	18.79	27.2	156.27	96.2
		<b>Tmin Mittel</b>	<b>Monatsmittel</b>	<b>Tmax Mittel</b>		<b>156.27</b>	<b>96.2</b>
			<b>9.41</b>	<b>14.61</b>	<b>20.44</b>		
kalte Tage <10		Warme Tage >20		Sommertage >25			

Wetterstation Kandersteg (Schweiz), 1172 m.ü.M.

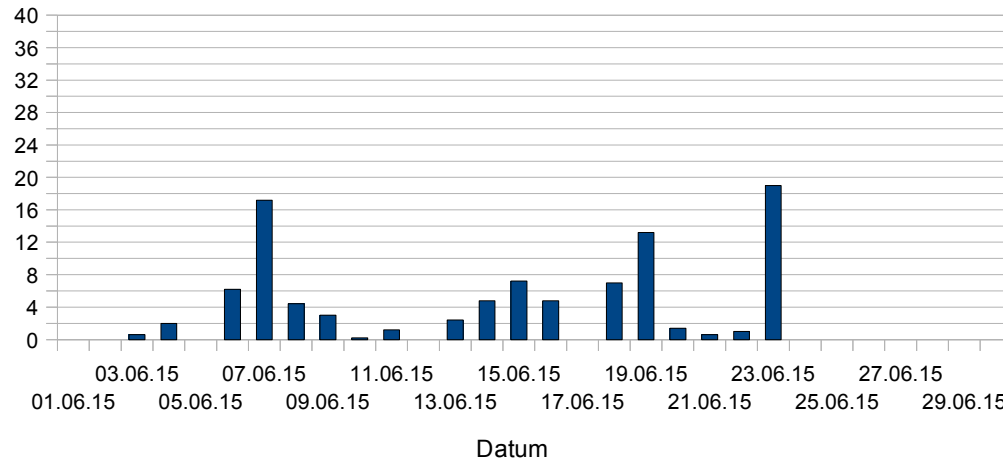


Temperatur

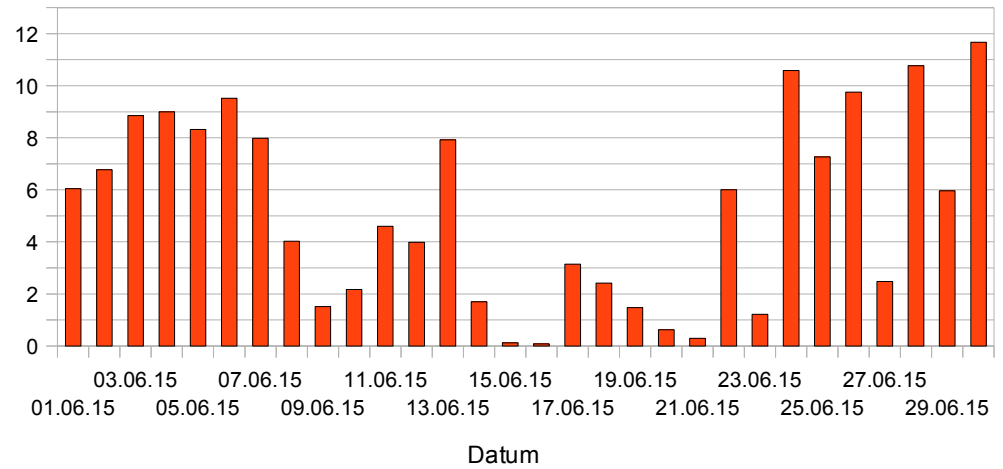


Sonnenschein / Niederschlag  
Summe

Wetterstation Kandersteg (Schweiz), 1172 m.ü.M.



■ Niederschlag (mm) Niederschlag täglich



■ Sonnenschein (Std.) Sonne täglich