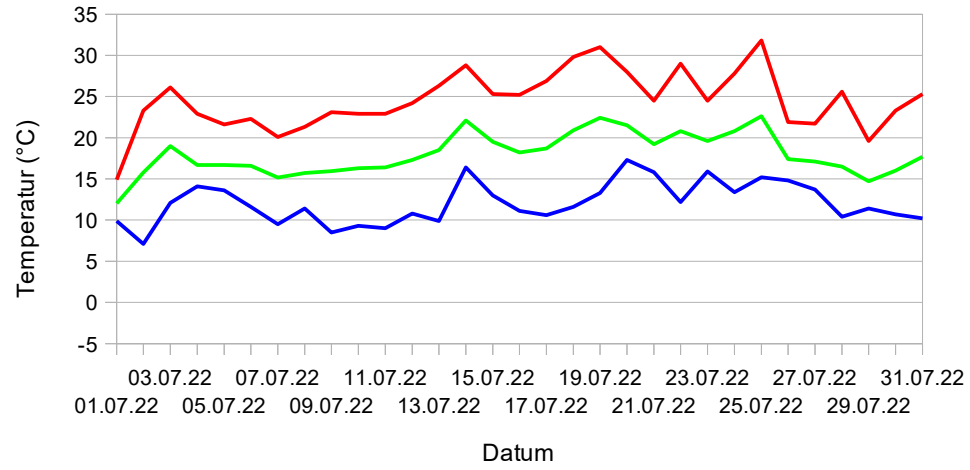


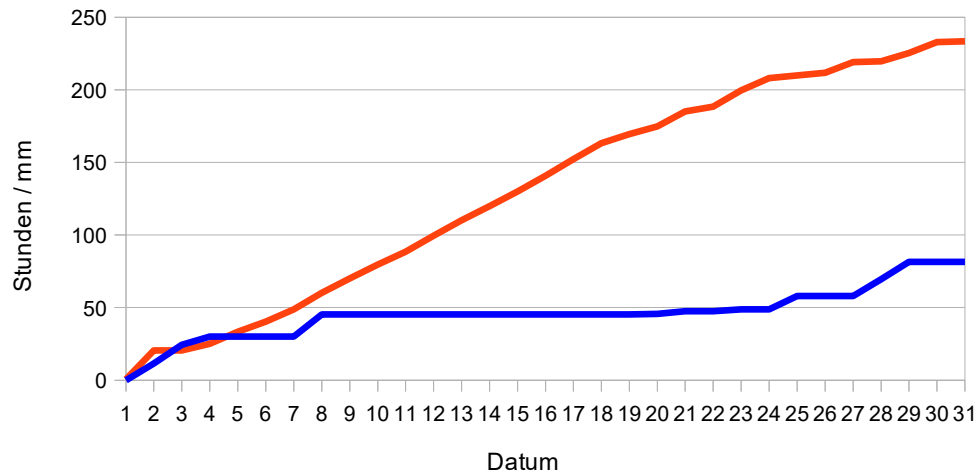
Wetterstation Kandersteg (Schweiz), 1172 m.ü.M.

	Niederschlag (mm)	Sonnenschein (Std.)	Temperatur Min.	Temperatur Mittel	Temperatur Max.	Sonne Summe	Niederschlag Summe
01.07.22	15.2	0.58	9.9	12.01	14.9	0.58	0
02.07.22	0	11.5	7.1	15.77	23.3	20.5	11.6
03.07.22	11.6	9	12.1	18.97	26.1	20.5	24.4
04.07.22	12.8	4.5	14.1	16.7	22.9	25.17	30
05.07.22	5.6	4.67	13.6	16.7	21.6	33.34	30
06.07.22	0	8.17	11.6	16.57	22.3	40.26	30
07.07.22	0	6.92	9.5	15.18	20.1	48.84	30
08.07.22	0	8.58	11.4	15.73	21.3	60.17	45.2
09.07.22	0	11.33	8.5	15.94	23.1	70.09	45.2
10.07.22	0	9.92	9.3	16.3	22.9	79.59	45.2
11.07.22	0	9.5	9	16.4	22.9	88.51	45.2
12.07.22	0	8.92	10.8	17.3	24.2	99.51	45.2
13.07.22	0	11	9.9	18.5	26.3	110.18	45.2
14.07.22	0	10.67	16.4	22.1	28.8	119.85	45.2
15.07.22	0	9.67	13	19.5	25.3	129.93	45.2
16.07.22	0	10.08	11.1	18.2	25.2	140.85	45.2
17.07.22	0	10.92	10.6	18.7	26.9	152.18	45.2
18.07.22	0	11.33	11.6	20.9	29.8	163.35	45.2
19.07.22	0	11.17	13.3	22.4	31	169.6	45.2
20.07.22	0.4	6.25	17.3	21.5	28	174.77	45.6
21.07.22	1.8	5.17	15.8	19.2	24.5	185.1	47.4
22.07.22	0	10.33	12.2	20.8	29	188.43	47.4
23.07.22	1.4	3.33	15.9	19.6	24.5	199.68	48.8
24.07.22	0	11.25	13.4	20.8	27.8	208.1	48.8
25.07.22	9.2	8.42	15.2	22.6	31.8	209.93	58
26.07.22	0	1.83	14.8	17.4	21.9	211.85	58
27.07.22	0	1.92	13.7	17.1	21.7	219.02	58
28.07.22	11.6	7.17	10.4	16.5	25.6	219.69	69.6
29.07.22	11.8	0.67	11.4	14.7	19.6	225.27	81.4
30.07.22	0	5.58	10.7	16	23.3	232.85	81.4
31.07.22	0	7.58	10.2	17.7	25.3	233.43	81.4
		Tmin Mittel	Monatsmittel	Tmax Mittel			
			12.06		17.99	24.58	
warme Tage >20	29	Sommertage >25	14	Heisse Tage >30	2		

Wetterstation Kandersteg (Schweiz), 1172 m.ü.M.

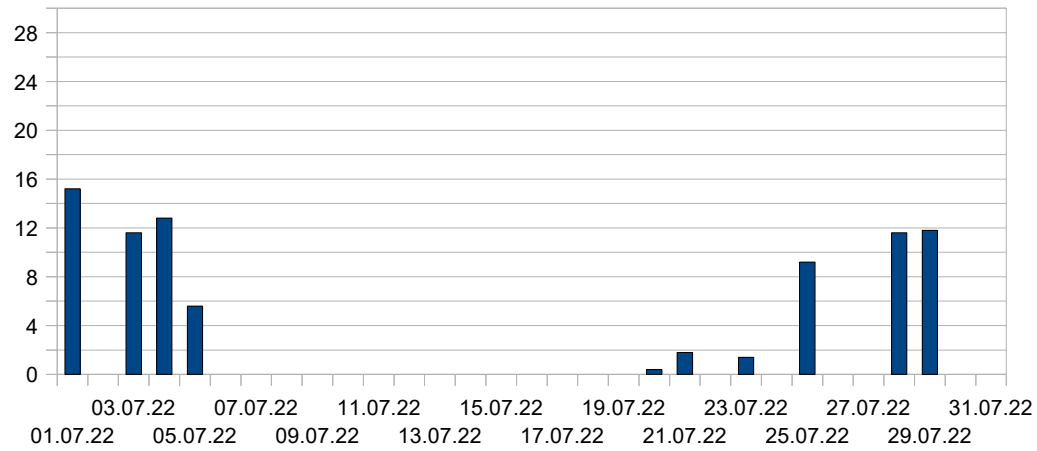


Temperatur



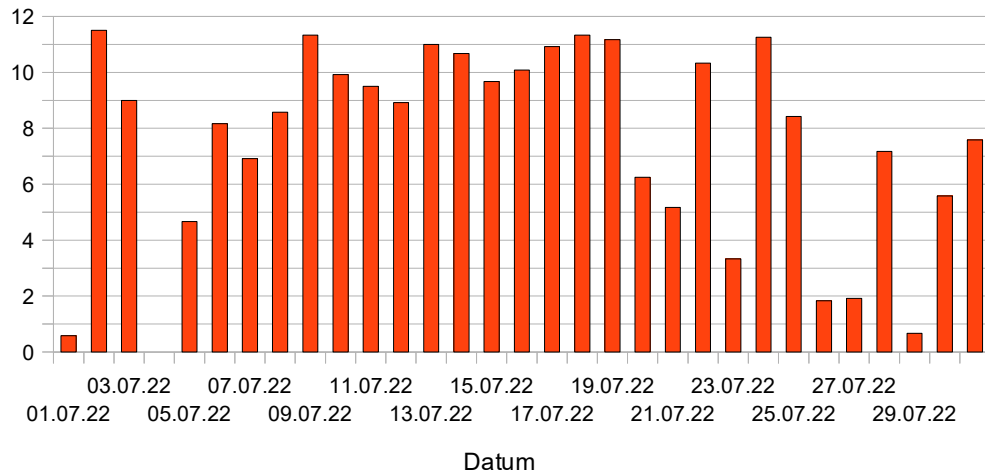
Sonnenschein / Niederschlag
Summe

Wetterstation Kandersteg (Schweiz), 1172 m.ü.M.



■ Niederschlag (mm)

Niederschlag
täglich



■ Sonnenschein (Std.)

Sonne
täglich