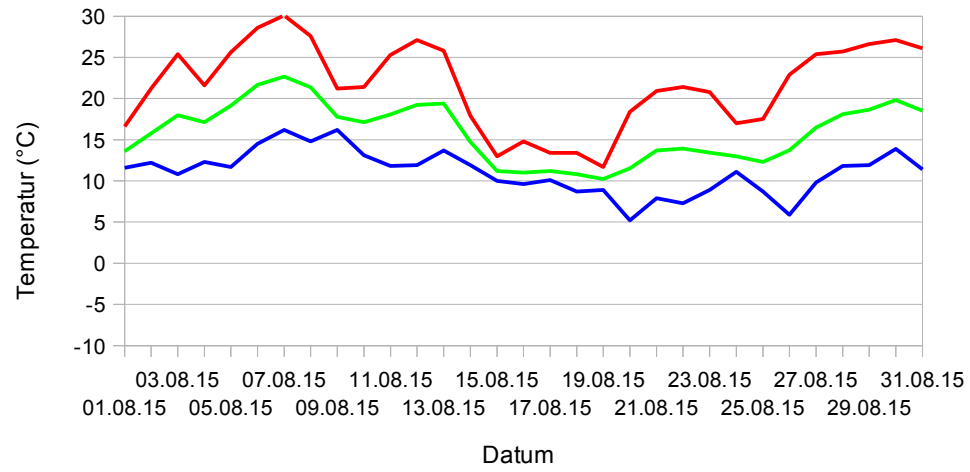


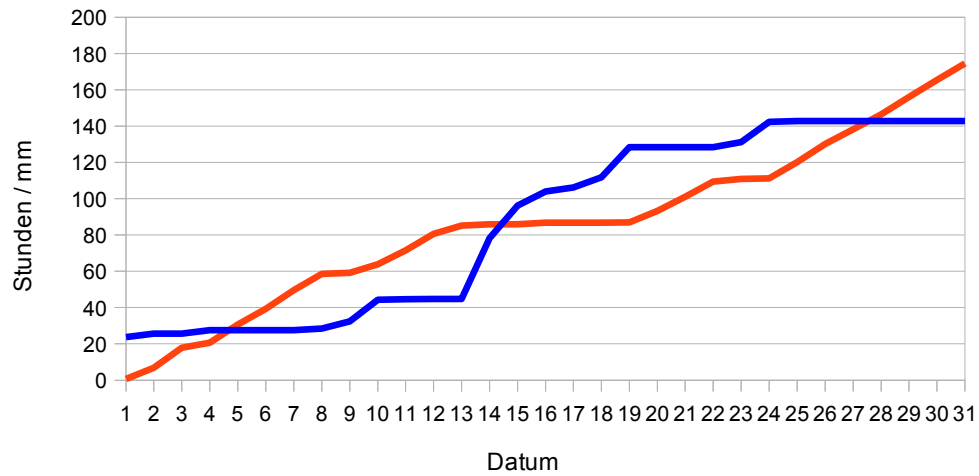
Wetterstation Kandersteg (Schweiz), 1172 m.ü.M.

	Niederschlag (mm)	Sonnenschein (Std.)	Temperatur Min.	Temperatur Mittel	Temperatur Max.	Sonne Summe	Niederschlag Summe
01.08.15	23.8	0.68	11.6	13.58	16.6	0.68	23.8
02.08.15	1.8	6.12	12.2	15.77	21.2	6.8	25.6
03.08.15	0	11	10.8	17.98	25.4	17.8	25.6
04.08.15	2	2.92	12.3	17.14	21.6	20.72	27.6
05.08.15	0	9.9	11.7	19.14	25.6	30.62	27.6
06.08.15	0	8.67	14.5	21.67	28.6	39.29	27.6
07.08.15	0	10.3	16.2	22.67	30.1	49.59	27.6
08.08.15	0.8	9.03	14.8	21.38	27.6	58.62	28.4
09.08.15	4	0.6	16.2	17.76	21.2	59.22	32.4
10.08.15	12	4.57	13.1	17.14	21.4	63.79	44.4
11.08.15	0.2	7.72	11.8	18.05	25.3	71.51	44.6
12.08.15	0.2	9.18	11.9	19.25	27.1	80.69	44.8
13.08.15	0	4.55	13.7	19.4	25.8	85.24	44.8
14.08.15	33.4	0.77	11.9	14.74	17.9	86.01	78.2
15.08.15	18	0	10	11.2	13	86.01	96.2
16.08.15	7.8	0.78	9.6	11	14.8	86.79	104
17.08.15	2.2	0	10.1	11.21	13.4	86.79	106.2
18.08.15	5.6	0	8.7	10.82	13.4	86.79	111.8
19.08.15	16.6	0.15	8.9	10.22	11.7	86.94	128.4
20.08.15	0	6.35	5.2	11.53	18.4	93.29	128.4
21.08.15	0	7.85	7.9	13.7	20.9	101.14	128.4
22.08.15	0	8.42	7.3	13.92	21.4	109.56	128.4
23.08.15	2.8	1.35	8.9	13.45	20.8	110.91	131.2
24.08.15	11.2	0.27	11.1	12.98	17	111.18	142.4
25.08.15	0.4	8.98	8.7	12.29	17.5	120.16	142.8
26.08.15	0	10.1	5.9	13.72	22.9	130.26	142.8
27.08.15	0	8.08	9.8	16.49	25.4	138.34	142.8
28.08.15	0	8.13	11.8	18.09	25.7	146.47	142.8
29.08.15	0	9.52	11.9	18.64	26.6	155.99	142.8
30.08.15	0	9.52	13.9	19.83	27.1	165.51	142.8
31.08.15	0	9.05	11.4	18.5	26.1	174.56	142.8
		Tmin Mittel	Monatsmittel	Tmax Mittel			
		11.09	15.91	21.66			
Sommertage (Max >25)	13	heisse Tage >30	1	Warme Tage (Max >20)	21		

Wetterstation Kandersteg (Schweiz), 1172 m.ü.M.

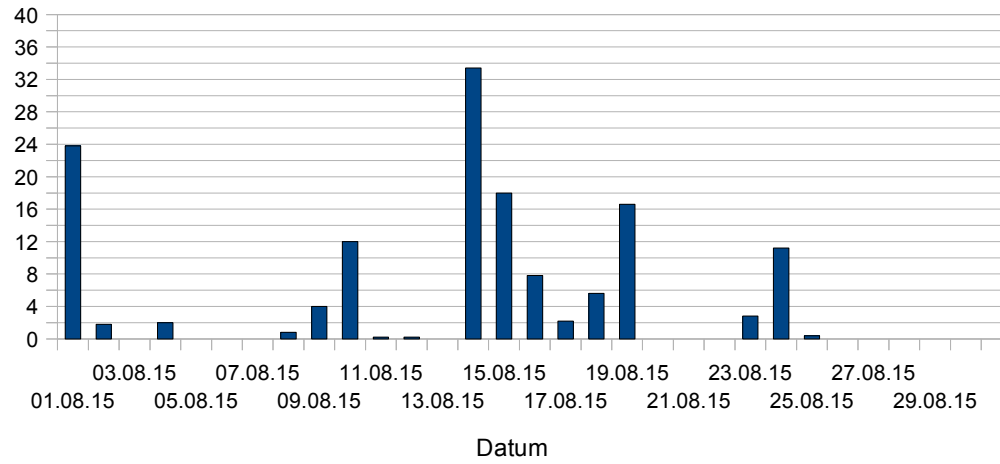


Temperatur

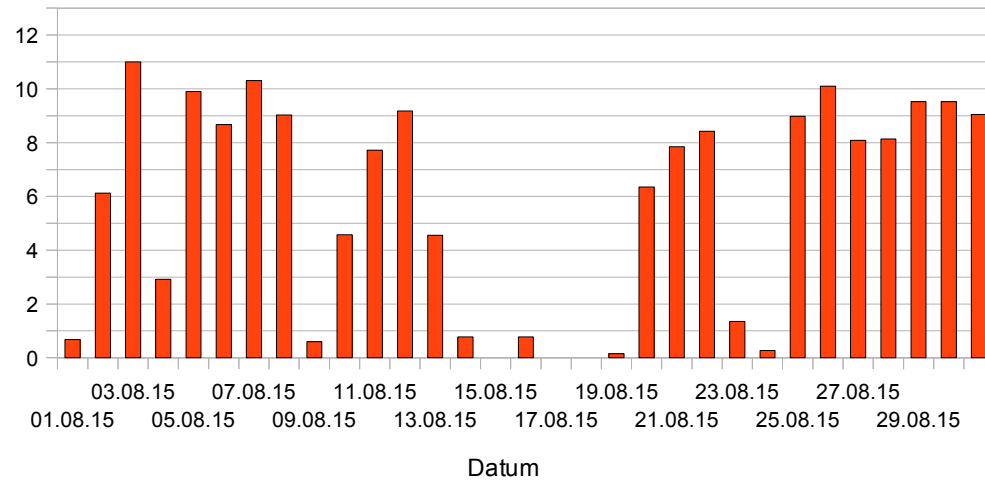


Sonnenschein / Niederschlag Summe

Wetterstation Kandersteg (Schweiz), 1172 m.ü.M.



■ Niederschlag (mm)
Niederschlag
täglich



■ Sonnenschein (Std.)
Sonne
täglich