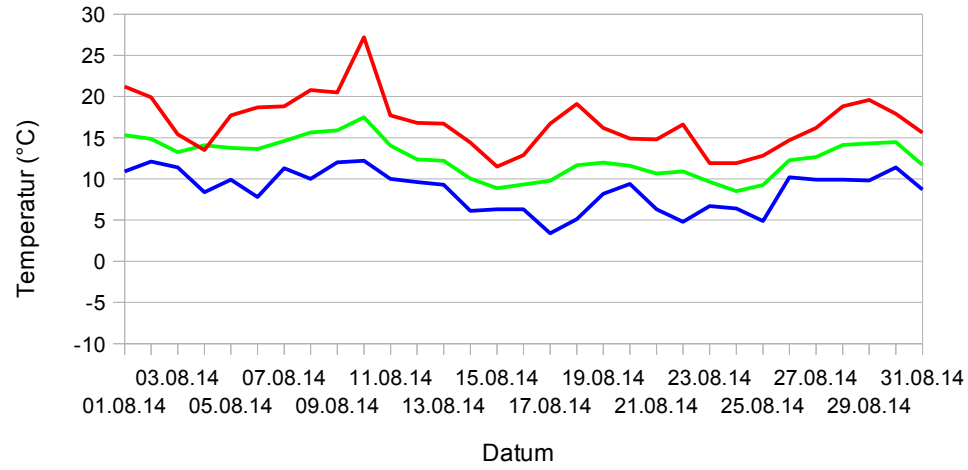


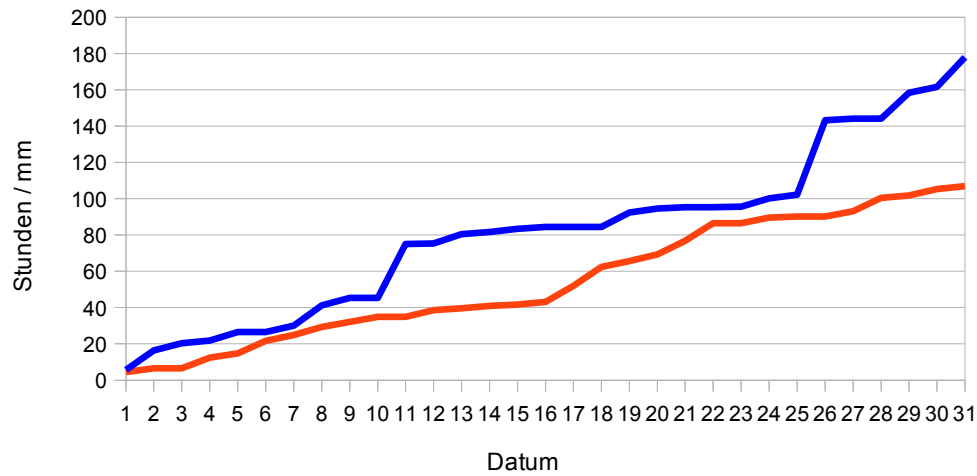
Wetterstation Kandersteg (Schweiz), 1172 m.ü.M.

	Niederschlag (mm)	Sonnenschein (Std.)	Temperatur Min.	Temperatur Mittel	Temperatur Max.	Sonne Summe	Niederschlag Summe
01.08.14	5.6	4.5	10.9	15.33	21.2	4.5	5.6
02.08.14	10.8	2.08	12.1	14.86	19.9	6.58	16.4
03.08.14	4	0	11.4	13.25	15.4	6.58	20.4
04.08.14	1.4	5.83	8.4	14.07	13.5	12.41	21.8
05.08.14	4.8	2.42	9.9	13.76	17.7	14.83	26.6
06.08.14	0	6.83	7.8	13.64	18.7	21.66	26.6
07.08.14	3.4	3.25	11.3	14.59	18.8	24.91	30
08.08.14	11.2	4.42	10	15.62	20.8	29.33	41.2
09.08.14	4.2	2.83	12	15.9	20.5	32.16	45.4
10.08.14	0	2.75	12.2	17.48	27.2	34.91	45.4
11.08.14	29.6	0	10	14.04	17.7	34.91	75
12.08.14	0.4	3.67	9.6	12.35	16.8	38.58	75.4
13.08.14	5	1	9.3	12.22	16.7	39.58	80.4
14.08.14	1.2	1.33	6.1	10.05	14.4	40.91	81.6
15.08.14	1.8	0.75	6.3	8.87	11.5	41.66	83.4
16.08.14	1	1.42	6.3	9.32	12.9	43.08	84.4
17.08.14	0	8.92	3.4	9.77	16.7	52	84.4
18.08.14	0	10.33	5.1	11.66	19.1	62.33	84.4
19.08.14	8	3.33	8.2	11.97	16.2	65.66	92.4
20.08.14	2.2	3.58	9.4	11.58	14.9	69.24	94.6
21.08.14	0.8	7.5	6.3	10.64	14.8	76.74	95.4
22.08.14	0	9.75	4.8	10.92	16.6	86.49	95.4
23.08.14	0.2	0.08	6.7	9.64	11.9	86.57	95.6
24.08.14	4.6	3.08	6.4	8.52	11.9	89.65	100.2
25.08.14	2	0.5	4.9	9.25	12.8	90.15	102.2
26.08.14	41	0	10.2	12.26	14.7	90.15	143.2
27.08.14	1	2.92	9.9	12.65	16.2	93.07	144.2
28.08.14	0	7.42	9.9	14.12	18.8	100.49	144.2
29.08.14	14.2	1.33	9.8	14.31	19.6	101.82	158.4
30.08.14	3.2	3.58	11.4	14.48	17.9	105.4	161.6
31.08.14	16.4	1.5	8.7	11.7	15.6	106.9	178
		Tmin Mittel	Monatsmittel	Tmax Mittel			
			8.67	12.54	16.82		
Sommertage (Max >25)	1	kalte Tage <10	0	Warme Tage (Max >20)	4		

Wetterstation Kandersteg (Schweiz), 1172 m.ü.M.

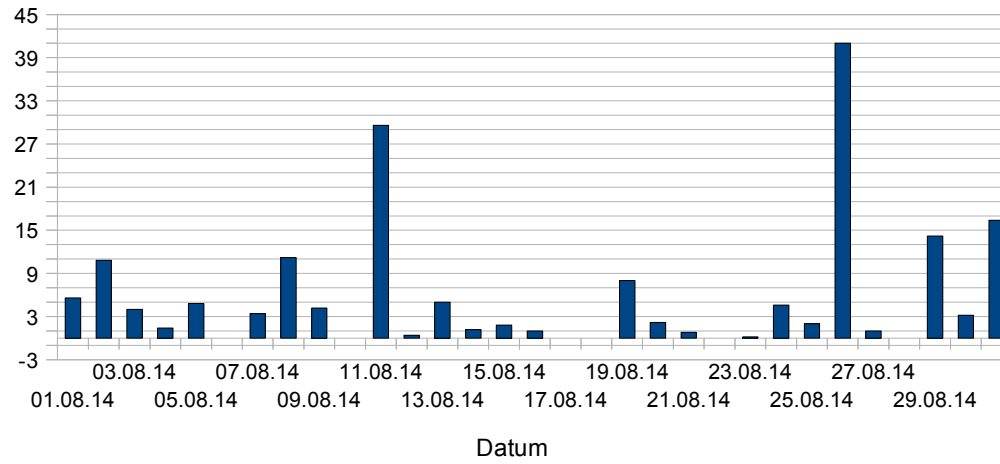


Temperatur

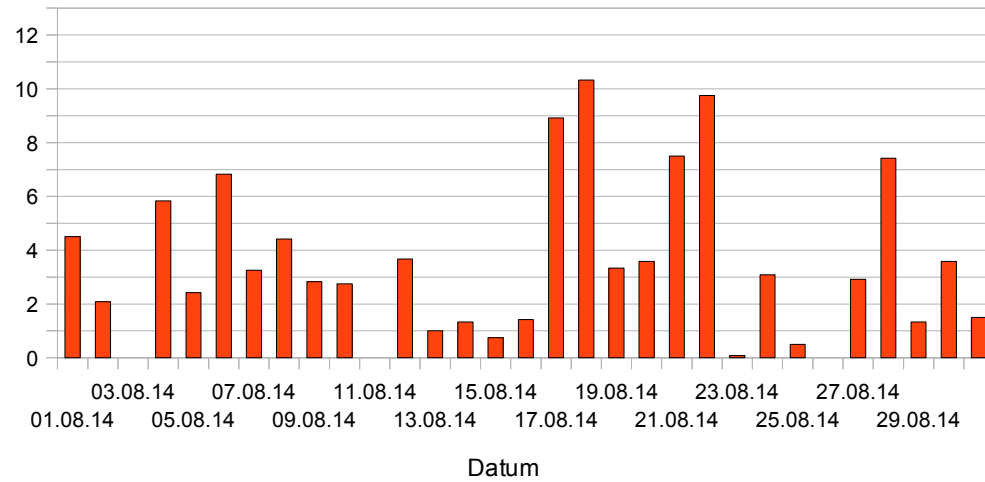


Sonnenschein / Niederschlag Summe

Wetterstation Kandersteg (Schweiz), 1172 m.ü.M.



■ Niederschlag (mm)
Niederschlag
täglich



■ Sonnenschein (Std.)
Sonne
täglich