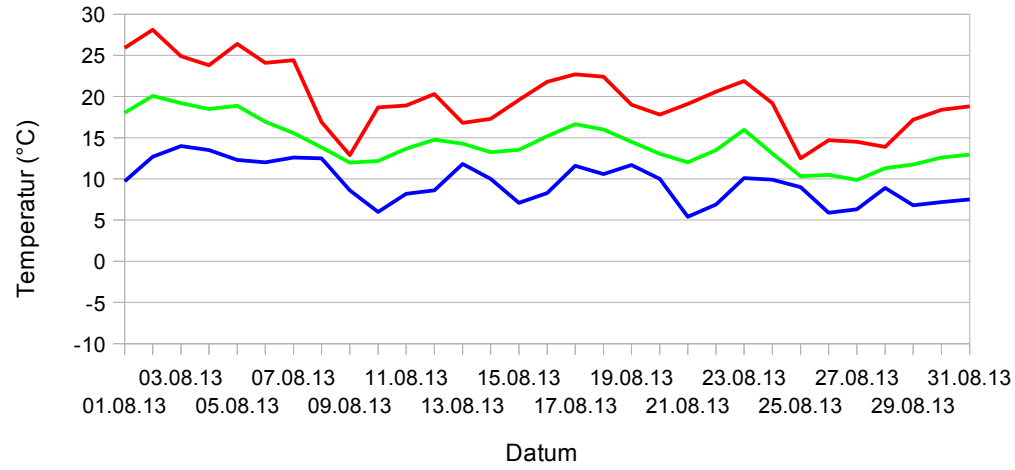


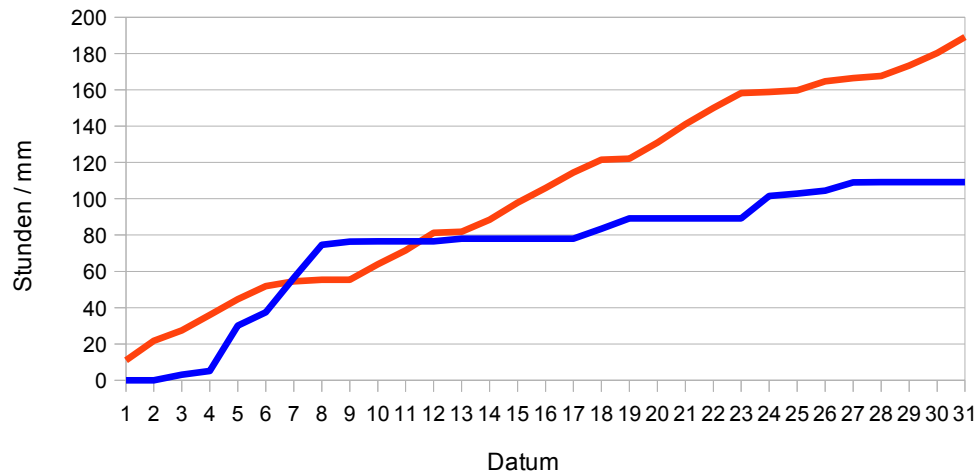
Wetterstation Kandersteg (Schweiz), 1172 m.ü.M.

	Niederschlag (mm)	Sonnenschein (Std.)	Temperatur Min.	Temperatur Mittel	Temperatur Max.	Sonne Summe	Niederschlag Summe
01.08.13	0	10.92	9.7	18.04	25.9	10.92	0
02.08.13	0	10.83	12.7	20.07	28.1	21.75	0
03.08.13	3	5.67	14	19.21	24.9	27.42	3
04.08.13	2.2	8.5	13.5	18.49	23.8	35.92	5.2
05.08.13	25	8.75	12.3	18.86	26.4	44.67	30.2
06.08.13	7.2	7.17	12	16.93	24.1	51.84	37.4
07.08.13	19	2.67	12.6	15.56	24.4	54.51	56.4
08.08.13	18.2	0.92	12.5	13.82	16.9	55.43	74.6
09.08.13	1.8	0	8.6	11.99	12.9	55.43	76.4
10.08.13	0.2	8.5	6	12.18	18.7	63.93	76.6
11.08.13	0	7.67	8.2	13.65	18.9	71.6	76.6
12.08.13	0	9.67	8.6	14.77	20.3	81.27	76.6
13.08.13	1.4	0.58	11.8	14.27	16.8	81.85	78
14.08.13	0	6.67	10	13.23	17.3	88.52	78
15.08.13	0	9.33	7.1	13.53	19.6	97.85	78
16.08.13	0	8.08	8.3	15.19	21.8	105.93	78
17.08.13	0	8.58	11.6	16.65	22.7	114.51	78
18.08.13	5.4	7	10.6	15.99	22.4	121.51	83.4
19.08.13	5.8	0.67	11.7	14.51	19	122.18	89.2
20.08.13	0	8.83	10	13.05	17.8	131.01	89.2
21.08.13	0	10	5.4	12.02	19.1	141.01	89.2
22.08.13	0	9.08	6.9	13.49	20.6	150.09	89.2
23.08.13	0	8.17	10.1	15.96	21.9	158.26	89.2
24.08.13	12.4	0.5	9.9	13.09	19.2	158.76	101.6
25.08.13	1.2	1	9	10.33	12.5	159.76	102.8
26.08.13	1.6	4.92	5.9	10.49	14.7	164.68	104.4
27.08.13	4.6	1.75	6.3	9.87	14.5	166.43	109
28.08.13	0.2	1.17	8.9	11.31	13.9	167.6	109.2
29.08.13	0	5.75	6.8	11.75	17.2	173.35	109.2
30.08.13	0	7	7.2	12.59	18.4	180.35	109.2
31.08.13	0	8.75	7.5	12.96	18.8	189.1	109.2
		Tmin Mittel	Monatsumme	Tmax Mittel			
			9.54	14.32	19.79		
Sommertage (Max >25)	3	kalte Tage <10	0	Warme Tage (Max >20)	13		

Wetterstation Kandersteg (Schweiz), 1172 m.ü.M.

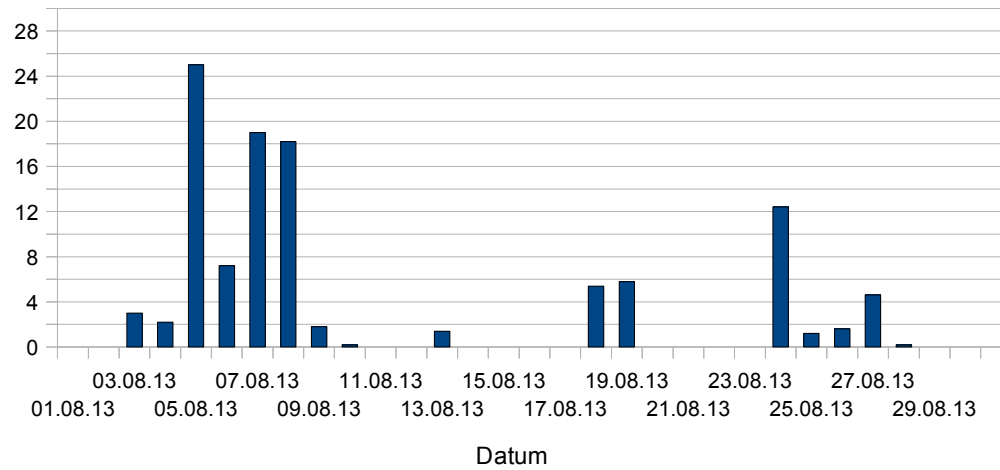


Temperatur

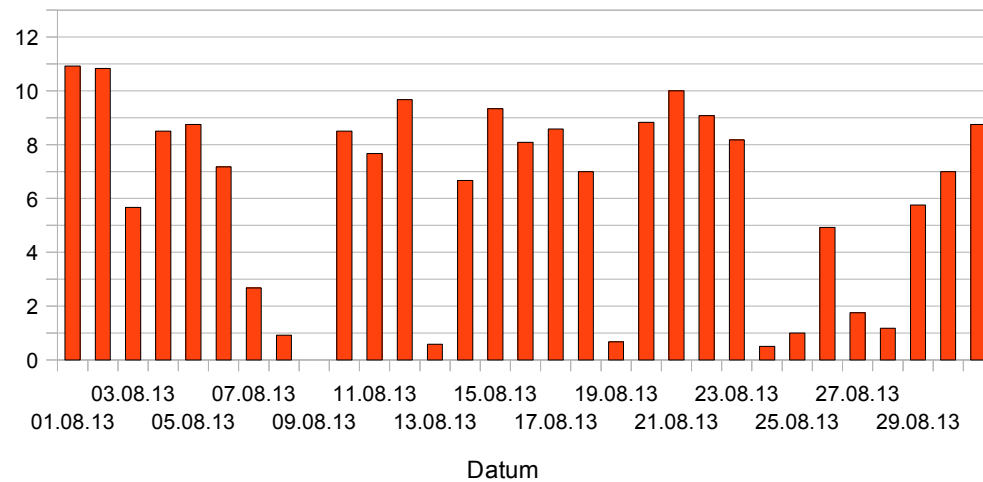


Sonnenschein / Niederschlag Summe

Wetterstation Kandersteg (Schweiz), 1172 m.ü.M.



Niederschlag
täglich



Sonne
täglich